

Water in bible times

Theme : Jesus gives us Living Water

Aim

Children learn the uses, the power and importance of water for our lives and begin to see the symbolic meaning of water in the bible.




Development

1. Teacher to have a pitcher or basin of water on a table. Place an empty glass next to it. Pour water into the glass.
2. Ask your children to tell what has happened. Draw out answers from the children similar to "being filled ". If time and space allow, a small plant could be brought into the class for these few weeks and watered by children each day.
3. Children quickly share about the uses of water in their lives. For example, for drinking, for washing dirty clothes and plates and bathing. Plants and animals need water for growth. However, water in a flood can be very dangerous, the sea when it is too rough is also a great danger and too little water will mean that we will have desert conditions.
4. Remind children that nowadays many people get water by just turning on a tap and we forget how precious the water is. In bible times people had to get water from rivers or wells and walk very far for it. It was a very precious thing.

Lesson One

Water in bible times

Worksheet 1.1
Match these Bible pictures to the correct words:

	• God brings his people across the Red Sea
	• God protects Noah and his family from the flood
	• Jesus is baptised in the river Jordan

Let's pray together:

"Dear God, thank you for the rain that makes things grow,
Thank you for the ocean where fishes swim to and fro,
Thank you for the water that we drink.
Thank you for "living water" that gives life to everything!

Jesus, Living water, Bread of life

5. Ask the children:
 - a. What were the uses of water in bible times? (*Drinking, cleaning, cooking, just like now, but also for giving water to the animals, watering the crops, they made boats and sailed on the lakes and seas.*)
 - b. Point out: Water was not only essential for the uses mentioned above, it was also very important in their religious practices. (*For example, John the Baptist baptised people in the river Jordan, the priests in the temple washed themselves before worshipping.*)
 - c. Explain to the children that in the bible God shows his complete control and power over water and helps his people very often by giving them water or saving them from floods etc. Jesus also shows his power over the stormy lake and called himself the 'living water', which he wants us all to drink.

Review & Reflect

Children to do Worksheet 1.1

Conclusion

1. Ask children to read together with you the prayer at the end of the worksheet sheet.
2. Sing "Water of Life", text by Julie Sim, 'Walking with Jesus' CD Vol. 1 No. 1, minus one No.22. Song sheet 1.2.

Prepare for next lesson:

Bring two large bath towels or sarongs for bible skit to represent the waves.

Light or dark blue cloth would be ideal.

Lesson One

Water in bible times

Songsheet 1.2


Water of Life

Thank you God for the water of life,
Water of life can make me clean,
Thank you God for the water of life,
Water of life can heal me.

I thought nothing could cure my sickness
I thought no one could make me well,
But now I know there's one true Lord,
And he is the water of life.

Thank you God for the water of life,
Water of life can make me clean,
Thank you God for the water of life,
Water of life can heal me.

© 1997, Julie Sim
Published by SPI
All rights reserved.



Jesus, Living water, Bread of life